










# ASSEMBLE INSTRUCTIONS



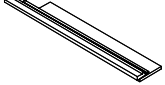

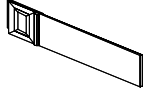
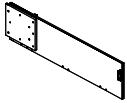
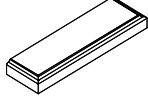


MW1024&MW1025&NW1026  
(CO0249)

## HARDWARE LIST

CODE	NAME	FIGURE	Q'TY
L	WOOD DOWEL (30mmL)		18PCS
M	PHILLIPS HEAD SCREW (42mmL)		4PCS
N	WASHER		4PCS
O	FLAT HEAD SCREW (25mmL)		4PCS
S	SPRING WASHER		4PCS
V	CAM LOCK		10PCS
W	CAM BOLT		10PCS
Z	SPANNER		1PC

## PARTS LIST

CODE	NAME	FIGURE	Q'TY
A	TOP PANEL		1PC
B	FRONT PANEL		1PC
C	LEFT SIDE PILASTER		1PC
D	RIGHT SIDE PILASTER		1PC
E	RIGHT SIDE PANEL		1PC
F	LEFT SIDE PANEL		1PC
G	BOTTOM PANEL		1PC